

HEKMAN
C O N T R A C T

DINING &
OCCASIONAL
TABLES



WE UNDERSTAND™

laminated tops & edges

High Pressure Laminate (HPL) table tops with coordinating or contrasting solid wood edges are stylish, scratch and heat resistant, and easy-to-clean.



Square Top
Bullnose Edge



Square Top
Beveled Edge



Square Top
Eased Edge



Square Top
Contoured Edge



Square Top
Half Bullnose Edge



Square Top
Sculpted Edge



Square Top
Edgeband



Round Top
Bullnose Edge



Round Top
Beveled Edge



Round Top
Contoured Edge



Round Top
Half Bullnose Edge



Round Top
Sculpted Edge



Round Top
Edgeband



Round Top
Eased Edge

Veneer table tops with coordinating solid wood edges provide the warmth of natural wood while staying within budget.

Wood tops & edges



Square Top
Bullnose Edge



Square Top
Beveled Edge



Square Top
Eased Edge



Square Top
Contoured Edge



Square Top
Half Bullnose Edge



Square Top
Sculpted Edge



Square Top
Edgeband



Round Top
Bullnose Edge



Round Top
Beveled Edge



Round Top
Contoured Edge



Round Top
Half Bullnose Edge



Round Top
Sculpted Edge



Round Top
Edgeband



Round Top
Eased Edge



laminates & wood finishes & sizes



FINISHES




Beeston (BT)



Caddington (CD)




Halstead (HD)



Portsmouth (PT)



Rockdale (RD)



Toffee (TE)



Williamsburg (WB)

SIZES



24" x 24"



24" x 30"



24" x 36"



24" x 48"



24" x 60"



24" x 72"



24" x 84"



30" x 30"



30" x 36"



30" x 48"



30" x 60"



30" x 72"



30" x 84"



30" x 96"



36" x 36"



36" x 48"



36" x 60"



36" x 72"



36" x 84"




36" x 96"




42" x 42"



48" x 48"




18"




24"




30"




36"



42"



48"



54"

ThermoShield™ laminate tops feature a continuous surface and edge for an easy to clean, moisture resistant, seamless finish.

thermoshield options

EDGES



Square Top
Beveled Edge



Square Top
Eased Edge



Square Top
Half Bullnose



Round Top
Beveled Edge



Round Top
Eased Edge



Round Top
Half Bullnose

FINISHES



Cherry (CH)



Nutmeg (NM)



Organic (RG)



Raisin (RN)



Sand (SA)



Toast (TT)

SIZES




24" x 24"



24" x 30"



24" x 36"




24" x 48"



30" x 30"



30" x 36"



30" x 48"



36" x 36"




36" x 48"




42" x 42"



48" x 48"




18"



24"




30"



36"



42"



48"

Solid surface tops combine versatility, easy maintenance, and durability. Perfect for bistro and cafe settings.

solid surface options

EDGES



Square Top
Eased Edge



Square Top
Half Bullnose Edge



Square Top
Bullnose Edge



Square Top
Beveled Edge



Round Top
Eased Edge



Round Top
Half Bullnose



Round Top
Bullnose Edge



Round Top
Beveled Edge

FINISHES




Black (BK)



Brownstone (BW)




Greystone (NG)



Linen (NL)



Pebble (BP)



White (WT)



Whitestone (WS)

SIZES



24" x 24"



24" x 30"



24" x 36"



24" x 48"




36" x 36"




30" x 30"




30" x 36"




18"



24"



30"



36"

EDGES



Square HPL Top
Vinyl Edge)



Round HPL Top
Vinyl Edge



Square Wood Top
Vinyl Edge



Square Wood Top
Composite Sculpted Edge



Round Wood Top
Composite Sculpted Edge



Round Wood Top
Vinyl Edge

FINISHES



Beeston (BT)



Caddington (CD)




Halstead (HD)



Portsmouth (PT)



Rockdale (RD)



Toffee (TE)



Williamsburg (WB)

SIZES



24" x 24" 24" x 30" 24" x 36" 24" x 48" 24" x 60" 24" x 72" 24" x 84" 30" x 30" 30" x 36" 30" x 48"



30" x 60" 30" x 72" 30" x 84" 30" x 96" 36" x 36" 36" x 48" 36" x 60" 36" x 72" 36" x 84" 36" x 96"



42" x 42" 48" x 48" 18" 24" 30" 36" 42" 48" 54"

additional tops & edges



dining table bases

BASE HEIGHTS



Adjustable Table Base (28" - 41")
(ADA Compliant)

BASE CONFIGURATIONS



Four Legs



Oblong



Square



End




Three Prong



Round

BASE FINISHES



Black



Metallic Gray

Mainstreet tables are simple yet elegant and are available with either a coordinating veneer or laminate top.

mainstreet collection



Square End Table

W 23.5 in x D 23.5 in x H 24 in



Round Coffee Table

W 35.5 in x D 35.5 in x H 19 in



Round End Table

W 23.5 in x D 23.5 in x H 24 in



Sofa Table


W 18 in x D 59.5 in x H 31 in



Rectangular Coffee Table

W 23.5 in x D 47.5 in x H 19 in

FINISHES



Beeston (BT)



Caddington (CD)




Halstead (HD)



Portsmouth (PT)



Rockdale (RD)



Toffee (TE)



Williamsburg (WB)

Genesis tables feature a coordinating laminate top for maximum durability, four unique leg styles, and an optional magazine shelf for ultimate functionality.



Rectangular Coffee Table
W 44 in x D 22.75 in x H 18.75 in



Square End Table
W 23.75 in x D 23.75 in x H 24 in



Rectangular End Table
W 26 in x D 22 in x H 24 in



Square End Table*
W 19 in x D 19 in x H 19 in



Round End Table
W 18 in x D 59.5 in x H 31 in

genesis collection



Writing Table*
W 44 in x D 23.75 in x H 31 in




Sofa Table
W 44 in x D 18.5 in x H 31 in




Oval Coffee Table
W 44 in x D 23.75 in x H 18.75 in


LEG STYLES




Marilyn



Straight




Tapered



Queen Ann*

FINISHES



Beeston (BT)



Caddington (CD)




Halstead (HD)



Portsmouth (PT)



Rockdale (RD)



Toffee (TE)



Williamsburg (WB)

*not available with magazine shelf

WOOD CHARACTERISTICS:

- MORTISE AND TENON JOINERY FOR SUPERIOR STRENGTH AND STABILITY
- ADJUSTABLE FLOOR LEVELING GLIDES PROVIDE FOR ADDED STABILITY ON ANY FLOOR
- FINISH ADDITIVES THAT PROVIDE FORMIDABLE INHIBITORY ACTIVITY AGAINST MICROORGANISMS HELP TO PREVENT AND REDUCE BACTERIA BUILD UP

SOLID SURFACE CHARACTERISTICS:

- MINIMAL DAY-TO-DAY MAINTENANCE
- NONPOROUS SURFACE REQUIRES NO SEALANTS AND ARE RESISTANT TO STAINS
- SEAMLESS SURFACE IS EASIER TO CLEAN AND PREVENTS MOLD AND MILDEW BUILD UP.

THERMOSHIELD CHARACTERISTICS:

- SEAMLESS PROFILE EDGE MINIMIZES BACTERIA BUILD UP AND IS EASY TO CLEAN
- RESISTANT TO CONTINUOUS CLEANING WITH ABRASIVE CHEMICALS

DINING TABLE TOPS HAVE A MINIMUM ORDER QUANTITY OF 5. PLEASE CONTACT CUSTOMER SERVICE FOR ORDERS LESS THAN 5.

FOR ADDITIONAL INFORMATION PLEASE VISIT:

www.hekmancontract.com

HEKMAN CONTRACT
860 EAST MAIN AVE
ZEELAND, MI 49464