

CONFIGURABLE  
CABINETS



# hawthorne multi-use consoles



Five Drawers  
\*shown with garment rod option



Four Drawers, One Door  
\*shown with hutch option



Four Drawers  
\*shown with four shelves option



Three Drawers, Three Doors  
\*shown with shelf option

## configurable multi-use consoles

16 Styles Available  
W 54 in x D 23.75 in x H 43.5 in

Transform these versatile, configurable cabinets into whatever is needed for any environment. Hawthorne cabinets feature a high pressure laminate top and have accessories available to configure the cabinet as a server, console, dresser, or organizer. For added style, protection, and durability, configurable multi-use consoles are available with a solid surface top featuring a half bullnose edge.

\* accessories and props shown in images are not included.

# hawthorne multi-use console options


## wood finish options



BEESTON FINISH (BT)




CADDINGTON FINISH (CD)




WILLIAMSBURG FINISH (WB)



ROCKDALE FINISH (RD)



HALSTEAD FINISH (HD)



TOFFEE FINISH (TE)




PORTSMITH FINISH (PT)

## solid surface top colors



BLACK (BK)



WHITE (WT)

## hardware styles and finish options



DECORATIVE



TRADITIONAL



CONTEMPORARY



ARCH




SWOOP



ELEGANT

### FINISH OPTIONS



BRASS



IRON



NICKEL

## accessories



Hutch  
W 51 in x D 17 in x H 18.75 in  
C1084



Wide Shelf Kit  
W 26.5 in x D 21 in  
C1080



Shelf Kit  
W 22.75 in x D 21 in  
C1081



Garment Rod Kit  
W 26.75 in  
C1082



# orleans multi-use consoles



Three Drawers, One Door  
available with door on left side

## orleans multi-use consoles

15 Styles Available

W 44.75 in x D 19.25 in x H 33 in

Orleans multi-use consoles feature solid wood construction with select hardwoods and veneers. For added style, protection, and durability, these multi-use consoles are available with a solid surface top featuring a half bullnose edge.



Two Doors



Six Drawers



Two Doors



Two Doors, Two Drawers



Four Drawers



Two Drawers, One Door  
available with door on left side



Two Drawers, One Door  
available with door on left side



Three Drawers, One Door  
available with door on left side



Four Drawers, One Door  
available with door on left side

# multi-use console options


## wood finish options



BEESTON FINISH (BT)




CADDINGTON FINISH (CD)



WILLIAMSBURG FINISH (WB)



ROCKDALE FINISH (RD)



HALSTEAD FINISH (HD)



TOFFEE FINISH (TE)



PORTSMITH FINISH (PT)

## solid surface top colors



BLACK (BK)



WHITE (WT)

## hardware styles and finish options



DECORATIVE



TRADITIONAL



CONTEMPORARY



ARCH




SWOOP



ELEGANT

### FINISH OPTIONS



BRASS



IRON



NICKEL

# configurable tv consoles



## configurable tv consoles

Configurable TV Consoles feature solid wood construction with select hardwoods and veneers and typically have a lead time of two weeks. For added style, protection, and durability, configurable TV Consoles are available with a solid surface top featuring a half bullnose edge.



**46 in Wide Options**  
13 Styles Available  
W 46.25 in x D 20 in x H 33 in



**63 in Wide Options**  
11 Styles Available  
W 63 in x D 20 in x H 33 in



**72 in Wide Options**  
10 Styles Available  
W 72.25 in x D 20 in x H 33 in






# configurable tv console options

Choice of wood finish, door style and/or drawer style, plus hardware style and finish

## wood finish options




CADDINGTON FINISH (CD)



WILLIAMSBURG FINISH (WB)



ROCKDALE FINISH (RD)



HALSTEAD FINISH (HD)



TOFFEE FINISH (TE)



PORTSMITH FINISH (PT)

## solid surface top colors



BLACK (BK)



WHITE (WT)

## door and drawer styles

### WOOD DOORS



BEVELED PANEL WOOD DOOR



INSET PANEL WOOD DOOR

### GLASS DOORS



PLAIN GLASS



BEVELED GLASS



GLASS PANE



GLASS PANE II



GLASS PANE III



GLASS PANE IV



GLASS PANE V

### DRAWERS



FLAT PANEL



INSET PANEL

## hardware styles and finish options



RING



KNOB



BAIL



CUP



BAR


### FINISH OPTIONS



BRASS



NICKEL



IRON

# configurable storage cabinets



## configurable storage cabinets

Configurable Storage Cabinets feature solid wood construction with select hardwoods and veneers and typically have a lead time of two weeks. For added style, protection, and durability, configurable Storage Cabinets are available with a solid surface top featuring a half bullnose edge.



### 27 in Wide Options

14 Styles Available

SHORT CABINET:  
W 27 in x D 16.75 in x H 54 in

TALL CABINET:  
W 27 in x D 16.75 in x H 77.75 in



### 50 in Wide Options

14 Styles Available

SHORT CABINET:  
W 50.25 in x D 16.75 in x H 54 in

TALL CABINET:  
W 50.25 in x D 16.75 in x H 77.75 in



### 73 in Wide Options

17 Styles Available

SHORT CABINET:  
W 73.25 in x D 16.75 in x H 54 in

TALL CABINET:  
W 73.25 in x D 16.75 in x H 77.75 in






# configurable storage cabinet options

Choice of wood finish, door style and/or drawer style, plus hardware style and finish

## wood finish options




CADDINGTON FINISH (CD)



WILLIAMSBURG FINISH (WB)



ROCKDALE FINISH (RD)



HALSTEAD FINISH (HD)



TOFFEE FINISH (TE)



PORTSMITH FINISH (PT)

## solid surface top colors



BLACK (BK)



WHITE (WT)

## door and drawer styles

### WOOD DOORS



BEVELED PANEL WOOD DOOR



INSET PANEL WOOD DOOR

### GLASS DOORS



PLAIN GLASS



BEVELED GLASS



GLASS PANE



GLASS PANE II



GLASS PANE III



GLASS PANE IV



GLASS PANE V

### DRAWERS



FLAT PANEL



INSET PANEL

## hardware styles and finish options



RING



KNOB



BAIL



CUP



BAR


### FINISH OPTIONS



BRASS



NICKEL



IRON

# hospitality centers



## hospitality centers

Hospitality Centers are configurable stations to provide guests and residents a place to enjoy snacks and refreshments. ThermoShield™ wrapping makes a seamless surface that is easy to clean up and prevents moisture penetration. For added style, protection, and durability, Hospitality Centers are available with a solid surface top featuring a half bullnose edge.



*shown with optional grommet*

## Hospitality Centers

32 Styles Available

W 53.5 in x D 23.5 in x H 38.75 in



*shown with optional casters*

## Hospitality Centers - XL

16 Styles Available

W 53.5 in x D 23.5 in x H 46 in



Hospitality Center  
Four Drawers



Hospitality Center  
One Door, Two Drawers



Hospitality Center - XL  
Two Doors, Three Drawers



Hospitality Center - XL  
One Door, Five Drawers

# hospitality center options

## lamine finish options




ORGANIC FINISH (RG)




TOAST FINISH (TT)




NUTMEG FINISH (NM)



CHERRY FINISH (CH)



RAISIN FINISH (RN)




SAND FINISH (SA)

## solid surface top colors



BLACK (BK)



WHITE (WT)

## custom feature options



locking casters



one or two grommets—includes receptacle(s)  
(available on select models)



11" side push/pull handle

## hardware styles and finish options



ARCH



CONTEMPORARY



SWOOP




ELEGANT

### FINISH OPTIONS



NICKEL



IRON



CABINET & CONSOLE CHARACTERISTICS:

- RECESSED AND FITTED VENTILATED BACK PANELS
- SMOOTH, VINYL WRAPPED DRAWER INTERIORS
- MITER AND DOWEL DRAWER BOX CONSTRUCTION
- MORTISE AND TENON DOOR AND DRAWER CONSTRUCTION
- HEAT AND STAIN RESISTANT CLEAR COAT
- STEEL BALLBEARING DRAWER SLIDES
- ADJUSTABLE FLOOR LEVELING GLIDES

HOSPITALITY CENTER CHARACTERISTICS:

- RECESSED AND FITTED VENTILATED BACK PANELS
- SMOOTH, VINYL-WRAPPED DRAWER INTERIORS
- MITER AND DOWEL DRAWER BOX CONSTRUCTION
- MORTISE AND TENON DOOR AND DRAWER CONSTRUCTION
- STEEL BALLBEARING DRAWER SLIDES
- ADJUSTABLE FLOOR LEVELING GLIDES
- THERMOSHIELD™ WRAPPING PROVIDES A SEAMLESS PROFILE EDGE, MINIMIZES BACTERIA BUILD UP, AND IS EASY TO CLEAN
- RESISTANT TO CONTINUOUS CLEANING WITH ABRASIVE CHEMICALS

FOR ADDITIONAL INFORMATION PLEASE VISIT:

[www.hekmancontract.com](http://www.hekmancontract.com)

HEKMAN CONTRACT  
860 EAST MAIN AVE  
ZEELAND, MI 49464